

# GRADE 3 RIDING & HORSE CARE

## WORKSHEET 1: Revision

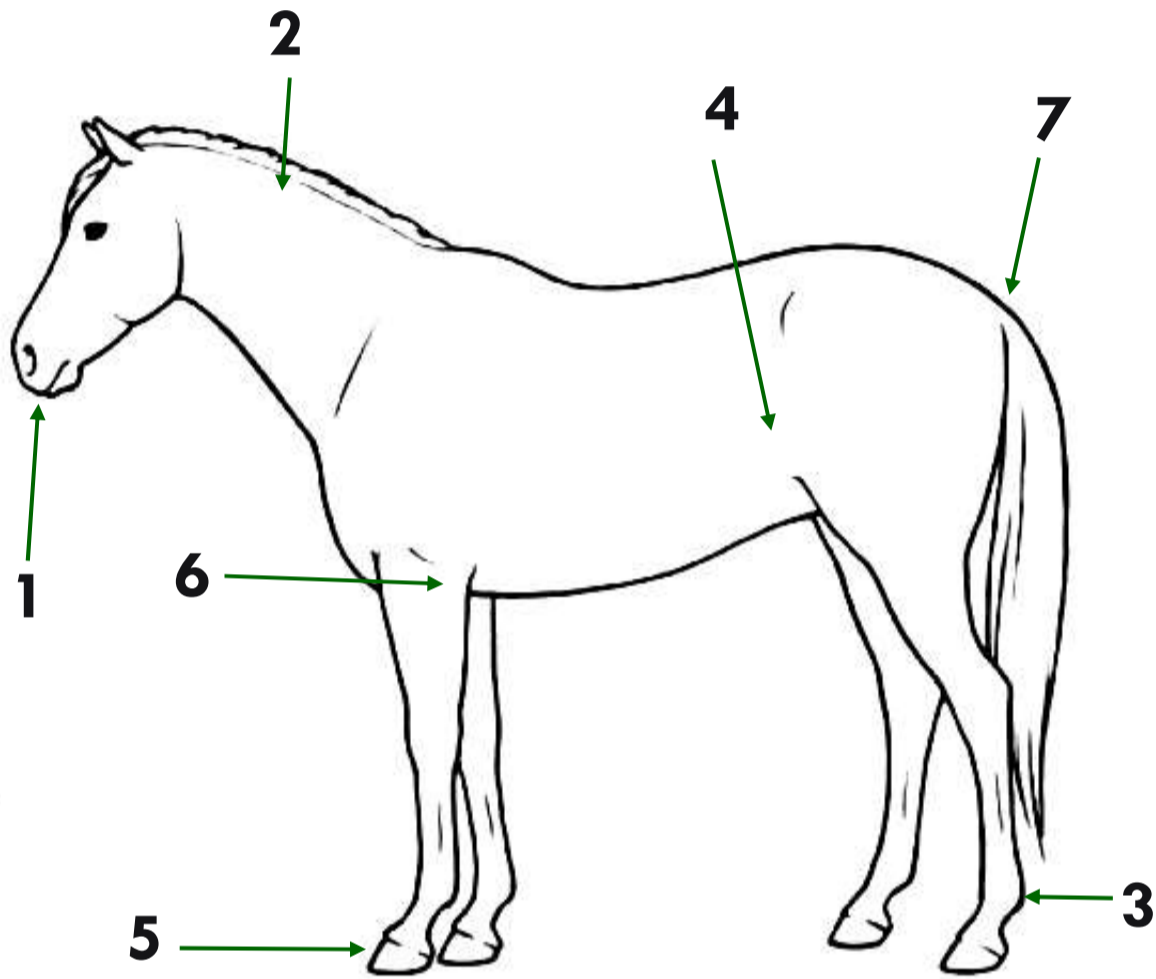


### Activity

Name: .....

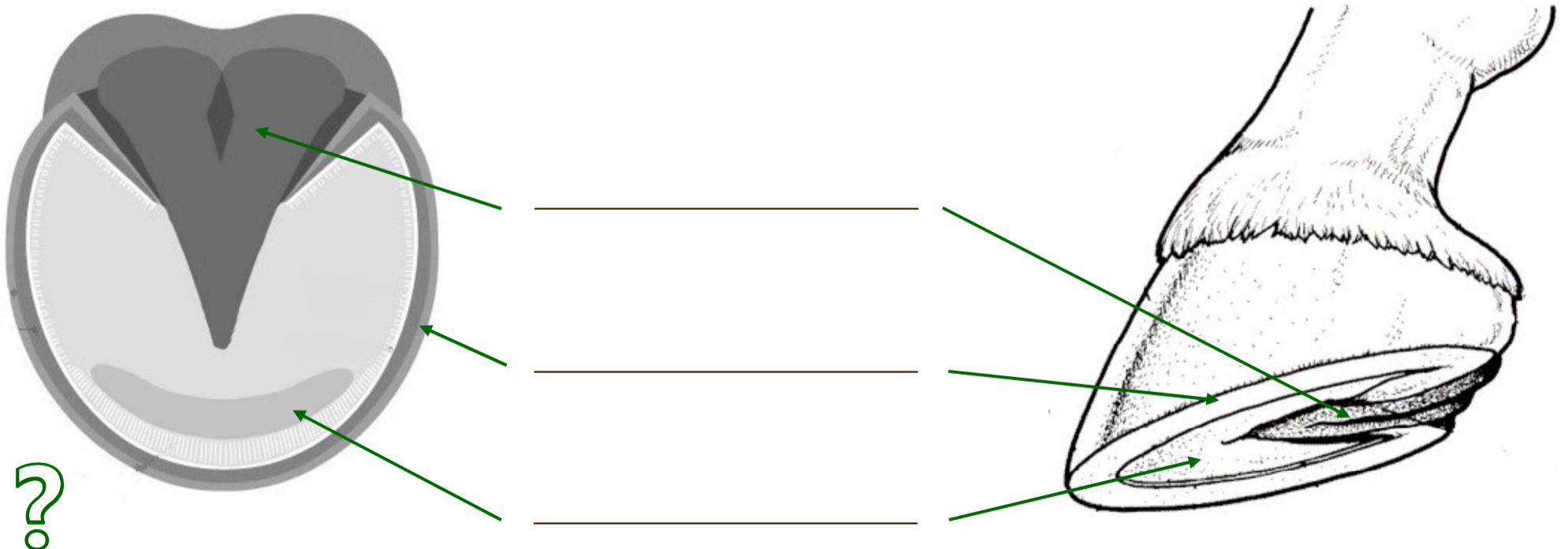
Name the parts of the horse's body numbered on the drawing below.

Write your answers next to the correct number in the table beside the picture.



|   |  |
|---|--|
| 1 |  |
| 2 |  |
| 3 |  |
| 4 |  |
| 5 |  |
| 6 |  |
| 7 |  |

Next, carefully label the parts of the hoof shown in the pictures below:



What tool would we use to clean out a horse's hooves?

.....

Give two reasons for picking out the hoof:

.....

.....

# GRADE 3 RIDING & HORSE CARE

## WORKSHEET 2: Revision



Activity

Name: .....

Label each of the items of equipment and grooming kit shown in the photographs below.

Write your answers underneath each of the pictures.



\_\_\_\_\_

\_\_\_\_\_

\_\_\_\_\_



\_\_\_\_\_

\_\_\_\_\_

\_\_\_\_\_

*Extension activity:*



Why do we brush a horse's coat, and how does it help them?

.....  
.....  
.....

Why is it important to groom a horse's mane and tail? What type of tools might you use to do this?

.....  
.....  
.....


# GRADE 3 RIDING & HORSE CARE

## WORKSHEET 3: Revision



Activity

Name: .....



On this picture, carefully label the following parts of the bridle and tack. You can draw lines or arrows to match the words to the correct part of the picture.

THROATLASH

BROWBAND

NOSEBAND

REINS

BIT

STIRRUP

SADDLE

Can you also label these parts of the saddle?



Explain why it is important to run up the stirrups. When should we *always* do this?



.....

.....

.....

.....